

# BARKMAN™

— F U R N I T U R E —

Wine Rack

Dining

Live Edge

Bedroom

2024  
**QS** Quick Ship Catalog

# BARKMAN

— FURNITURE —

Barkman Furniture is an Amish furniture manufacturer nestled in the scenic hills of Holmes County Ohio. Where, consistent with the area's slow-paced lifestyle, each piece of fine furniture is hand crafted by Amish artisans, one piece at a time.

Amish furniture has long been known for its excellent craftsmanship, established through the use of age-old techniques. The attention to detail and durability set it apart from other furniture, making each piece worthy of being a family heirloom that can be used for generations.

Albert Barkman began pursuing the art of furniture making at the young age of 16. He and his wife purchased a spacious modern facility in 2008 to allow for the introduction of a premium line of high-quality solid hardwood furniture. Barkman's collections cover an extensive variety of styles including Transitional, Mid-Century Modern, Modern Farmhouse, and Rustic. The line continues to evolve with exciting new collections introduced quarterly. Barkman's in-house design team works together to create beautiful, functional designs, built to fulfill the desires of today's consumers.



## Table of Contents

### Wine Rack

■ <b>Bryson 9001</b> _____	3
----------------------------	---

### Dining Furniture

■ <b>Christy 2014</b> _____	4
■ <b>Astoria 2034</b> _____	8
■ <b>Jefferson 2078</b> _____	12

### Live Edge Dining Furniture

■ <b>Table &amp; Bench Top Selections</b> _____	18
■ <b>Base Selections</b> _____	19
■ <b>Chair Selections</b> _____	20
■ <b>Top Wood &amp; Stain Options</b> _____	21
■ <b>Base Powder Coat Options</b> _____	21

### Bedroom Furniture

■ <b>Berkeley 1021</b> _____	22
■ <b>Chesapeake 1007</b> _____	26



## **Bryson Wine Rack**

### **Wine Rack**

**9001-0201WR**

30"W x 4"D x 11¼"H

**Shown in:** Brown Maple finished with FC-40592 Earthtone

**Metal Shown in:** Lunar Black steel

# **Bryson Wine Rack**

Make a statement in your dining area with this finely crafted wine rack. Stocked in Brown Maple, customer choice of color including choice of powder coat finish. Special custom orders can be made, such as different species, different sizes, and change of style.





## **Christy** Dining Collection

Christy dining is a premier dining collection in the Barkman Furniture product offering. Shown in the unique grain contrasts of grey elm and brown maple, Christy dining is available with rectangle or round tops, in an assortment of base styles, with many compatible and uniquely comfortable chairs.





**Collection features:**



**1" Solid Tops**



**Dovetail  
Drawer Boxes**



**Bowed Top Design**



**Mullion Detail**



**Lumbar Support**



## Christy Extension Tables

Includes one 18" leaf

### 66" Extension Table

2014-0011ET-66

With leaf: 84"W x 42"D x 30"H

Without leaf: 66"W x 42"D x 30"H

### Additional 18" Leaf\*\*

2014-0005EL

Second leaf without apron  
for self-storing

**Shown in:** Grey Elm finished with  
OCS-113 Michaels Cherry and Brown Maple  
finished with OCS-230 Onyx

*Available in Grey Elm/Brown Maple  
with your choice of color*



#### Extension Table Features:



Self-Storing Leaf



Wood Slide System



Lock Detail

## Christy Hutches & Buffets

### 3-Door Hutch & Buffet

2014-03013DHB

60"W x 22 1/4"D x 81"H

### 3-Door Buffet

2014-01013DB

58 1/4"W x 22 1/4"D x 34"H

**Hardware:** 29368-ORB Knobs

**Shown in:** Grey Elm finished with  
OCS-113 Michaels Cherry and Brown Maple  
finished with OCS-230 Onyx

Hutch standard features include interior lighting  
with a touch dimmer and adjustable glass shelves.

Door panels available in Brown Maple,  
Grey Elm or Glass.

*Available in Grey Elm/Brown Maple  
with your choice of color*





## Christy Server

### Server

2014-0200S

62 ¼"W x 21 ½"D x 38"H

Hardware: 29368-ORB Knobs

Shown in: Grey Elm finished with  
OCS-113 Michaels Cherry and Brown Maple  
finished with OCS-230 Onyx

Door panels available in Brown Maple,  
Grey Elm or Glass.

*Available in Grey Elm/Brown Maple  
with your choice of color*



## Christy Side & Arm Chairs

### Side Chair

2014-0401SC

19 ½"W x 24"D x 42"H

Seat: 19"W x 18 ½"D x 18"H

### Arm Chair

2014-0400AC

24 ½"W x 24"D x 42"H

Seat: 19"W x 18 ½"D x 18"H

Arm: 24 ½"W x 25 ½"H

Shown in: Grey Elm finished with  
OCS-113 Michaels Cherry and Brown Maple  
finished with OCS-230 Onyx

*Available in Grey Elm/Brown Maple  
with your choice of color*

### Chair Features:



Comfortable  
Scooped Seats



Superior  
Lumbar Support



## Christy Fanback Side & Arm Chairs

### Fanback Side Chair

2014-0411FBSC

19 ½"W x 24"D x 42"H

Seat: 19"W x 18 ¼"D x 18 ¼"H

### Fanback Arm Chair

2014-0410FBAC

24 ½"W x 24"D x 42"H

Seat: 19"W x 18 ¼"D x 18 ¼"H

Arm: 24 ½"W x 25 ½"H

Shown in: Grey Elm finished with  
OCS-113 Michaels Cherry and Brown Maple  
finished with OCS-230 Onyx





**| Astoria Dining Collection**

The versatile Astoria dining collection feels at home in a seaside condo, urban loft, or a cozy farmhouse kitchen.





**Collection features:**



Top Edge Detail



Base Detail



Scooped Seat



Back Detail



Dovetail  
Drawer Boxes

## **Astoria** Extension Tables

Includes one 18" leaf

### **60" Extension Table**

**2034-0003ET-60**

With leaf: 78"W x 40"D x 30"H

Without leaf: 60"W x 40"D x 30"H

### **Additional 18" Leaf\*\***

**2034-0005EL**

Second leaf without apron  
for self-storing

**Shown in:** Wormy Maple finished with  
FC-47872 Bel Air and Brown Maple  
finished with FC-11047 Ebony

Three or more leaves add center support leg,  
See Price List.

*Available in Wormy Maple/Brown Maple  
with your choice of color*



### **Extension Table Features:**



Self-Storing Leaf



Wood Slide System



Table Lock





## **Astoria** Side & Arm Chairs

### **Side Chair**

**2034-0401SC**

20"W x 23 ½"D x 40"H

Seat: 19"W x 17 ¼"D x 18"H

### **Arm Chair**

**2034-0400AC**

22"W x 23 ½"D x 40"H

Seat: 19"W x 17 ¼"D x 18"H

Arm: 22"W x 25"H

**Shown in:** Wormy Maple finished with FC-47872 Bel-Air and Brown Maple finished with RNC-1001 Decorator White paint

*Available in Wormy Maple/Brown Maple with your choice of color*



## **Astoria** Bench

### **42" Bench**

**2034-0556B-42**

42"W x 15"D x 18"H

**Shown in:** Wormy Maple finished with FC-47872 Bel-Air and Brown Maple finished with RNC-1001 Decorator White paint

*Available in Wormy Maple/Brown Maple with your choice of color*



## **| Jefferson** Dining Collection

Make a statement in your dining area with this finely crafted fusion of mid-century modern, Scandinavian, and mild urban industrial furniture. With your choice of woods and finishes, the Jefferson Dining Collection is sure to perfectly complement any decor.





**Collection features:**



1" Top Edge Detail



Base Detail



Fabric Seat



Back Detail



Leg Detail

## Jefferson Dining Table

78" Dining Table

2078-0007DT-78

78"W x 40"D x 30"H

**Shown in:** Brown Maple finished with OCS-119 Cappuccino and Steel Base with Terracite Powder Coat

*Available in Wormy Maple/Brown Maple with your choice of color*



**Dining Table Feature:**



1" Top Edge Detail

## Jefferson Wine Buffet

Wine Buffet

2078-02013WB

62"W x 20 1/4"D x 35"H

**Hardware:** Wood Pulls

**Shown in:** Brown Maple finished with OCS-119 Cappuccino and Steel Base with Terracite Powder Coat







**Jefferson** Side Chair

**Side Chair**

**2078-0401SC**

20"W x 24"D x 33"H

Seat: 20"W x 19"D x 18 ½"H

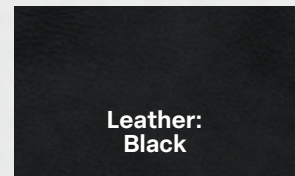
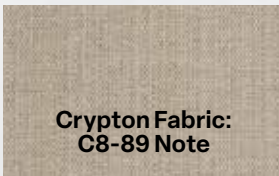
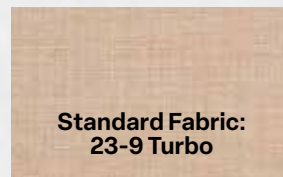
**Shown in:** Brown Maple finished with OCS-119 Cappuccino and R1-32 Snow White Fabric

*Available in Brown Maple with your choice of color*



Back View

**Chair Fabric Options**





## **| Live Edge Dining Collection**

Live edge dining brings nature indoors. Because the natural edge of the tree defines table edges, no two pieces are ever exactly alike, creating one-of-a-kind heirloom furniture. Choice of species and metal or natural bases, creates styling appeal ranging from contemporary to rustic.





# Table & Bench Top Selections

## Live Edge Table Tops



**Shown in: Rustic Walnut** – 1 5/8" H x 42" D\* x 84" W  
 \*Top depth will vary + or - 2" because of the live edge.



**Shown in: Wormy Maple** – 1 5/8" H x 42" D\* x 84" W  
 \*Top depth will vary + or - 2" because of the live edge.

## Live Edge Bench Tops



**Shown in: Rustic Walnut** – 1 5/8" H x 14" D\* x 84" W  
 \*Top depth will vary + or - 2" because of the live edge.



**Shown in: Wormy Maple** – 1 5/8" H x 14" D\* x 84" W  
 \*Top depth will vary + or - 2" because of the live edge.

## Matched-Grain Company Boards

Enjoy the natural grain of the hardwood table top as it extends into the company board, creating a seamless, natural, and beautiful look. **Quick Ship now available on Live Edge Rustic Walnut tables.**

## Live Edge Table Tops with 2-12" Company Boards

**Rustic Walnut** – 1 5/8" H x 42" D\* x 84" W

**Wormy Maple** – 1 5/8" H x 42" D\* x 84" W  
 \*Top depth will vary + or - 2" because of the live edge.



Premium under-table hardware



Continuous matching wood grain



Scan to see a demonstration of how easy it is to use the Company Boards.



Table end before extension of company board



Table end with extension pulled out




Table end with full company board in place



# Base Selections

For detailed measurements on any of these bases please see the master catalog or speak with Barkman Furniture Representative.



**801 Double Curve Base**

**Table Base | 801**  
8"W x 28"D x 28 3/8"H

**Bench Base | 801-B**  
6"W x 12"D x 16 3/8"H



**803 T-Base**

**Table Base | 803**  
16"W x 34"D x 28 3/8"H

**Bench Base | 803-B**  
6"W x 12"D x 16 3/8"H



**805 Z Base**

**Table Base | 805**  
8"W x 28"D x 28 3/8"H

**Bench Base | 805-B**  
6"W x 12"D x 16 3/8"H



**806 Crescent Base**

**Table Base | 806**  
8"W x 28"D x 28 3/8"H

**Bench Base | 806-B**  
6"W x 12"D x 16 3/8"H



**807 U-Base**

**Table Base | 807**  
8"W x 28"D x 28 3/8"H

**Bench Base | 807-B**  
6"W x 12"D x 16 3/8"H



**808 X Base**

**Table Base | 808**  
8"W x 28"D x 28 3/8"H

**Bench Base | 808-B**  
6"W x 12"D x 16 3/8"H



**809 Inverse Base**

**Table Base | 809**  
8"W x 28"D x 28 3/8"H

**Bench Base | 809-B**  
6"W x 12"D x 16 3/8"H



**811 Stirrup Base**

**Table Base | 811**  
8"W x 28"D x 28 3/8"H

**Bench Base | 811-B**  
6"W x 12"D x 16 3/8"H



**814 Strada Base**

**Table Base | 814**  
8"W x 28"D x 28 3/8"H

**Bench Base | 814-B**  
6"W x 14"D x 16 3/8"H



**815 Wishbone Base**

**Table Base | 815**  
8"W x 28"D x 28 3/8"H



**816 Buckle Base**

**Table Base | 816**  
8"W x 28"D x 28 3/8"H

**Bench Base | 816-B**  
6"W x 12"D x 16 3/8"H



**818 Metro Base**

**Table Base | 818**  
13 1/2"W x 28"D x 28 3/8"H



**819 Orbit Base**

**Table Base | 819**  
8"W x 28"D x 28 3/8"H

**Bench Base | 819-B**  
6"W x 12"D x 16 3/8"H



**820 Lennon Base**

**Table Base | 820**  
8"W x 28"D x 28 3/8"H

**Bench Base | 820-B**  
6"W x 12"D x 16 3/8"H

# Chair Selections



**Alcott Straight Top** Side Chair

**2096-0401STSC**

20 ½"W x 27"D x 41"H

Seat: 20 ½"W x 17"D x 19"H

**Shown in:** Brown Maple finished with FC-11047 Ebony

**Fabric:** 2027-B Cream

**See Page 21** for additional fabrics and leather coverings.

*Available in Brown Maple with your choice of color*



**Dana** Side Chair

**2098-0401SC**

19 ¾"W x 24"D x 34"H

Seat: 19 ¾"W x 17"D x 20"H

**Shown in:** Brown Maple finished with FC-11047 Ebony

**Fabric:** R1-31 Sunset

**See page 21** for additional fabrics and leather coverings.

*Available in Brown Maple with your choice of color*



Back View

**Jefferson** Side Chair

**2078-0401SC**

20"W x 24"D x 33"H

Seat: 20"W x 19"D x 18 ½"H

**Shown in:** Brown Maple finished with OCS-119 Cappuccino and R1-32 Snow White Fabric

**See page 21** for additional fabrics and leather coverings.

*Available in Brown Maple with your choice of color*



**Jamestown** Side Chair

*Triple Slat*

**2017-0601SC**

19"W x 23 ¼"D x 40"H

Seat: 18 ½"W x 17"D x 18 ½"H

**Shown in:** Brown Maple finished with FC-11047 Ebony

*Available in all Brown Maple, or Brown Maple frame with seat as either Wormy Maple or Rustic Walnut with your choice of color*



**Jamestown** Side Chair

*Single Slat*

**2017-0401SC**

19"W x 23 ¼"D x 40"H

Seat: 18 ½"W x 17"D x 18 ½"H

**Shown in:** Brown Maple finished with FC-11047 Ebony

*Available in all Brown Maple, or Brown Maple frame with seat as either Wormy Maple or Rustic Walnut with your choice of color*



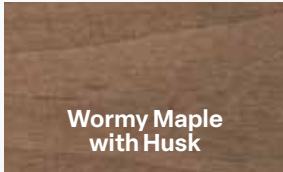
## Top Wood & Stain Options



**Rustic Walnut with  
Boiled Linseed Oil  
Natural**



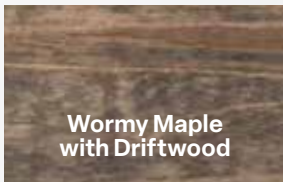
**Wormy Maple with  
Boiled Linseed Oil  
Natural**



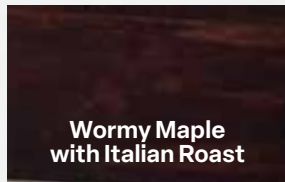
**Wormy Maple  
with Husk**



**Wormy Maple  
with CF-S12**

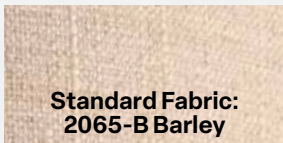


**Wormy Maple  
with Driftwood**



**Wormy Maple  
with Italian Roast**

## Chair Fabric Options



**Standard Fabric:  
2065-B Barley**



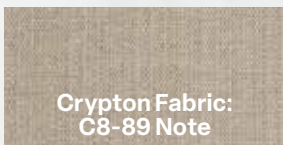
**Standard Fabric:  
16-111 Paradise**



**Standard Fabric:  
23-9 Turbo**



**Standard Fabric:  
22-53 Beetle**



**Crypton Fabric:  
C8-89 Note**



**Revolution Fabric:  
R1-12 Mayo**



**Revolution Fabric:  
R1-18 Sugar**



**Revolution Fabric:  
R1-24 Big Mac**



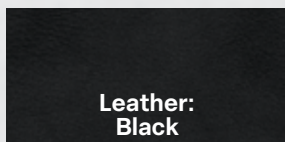
**Revolution Fabric:  
R1-31 Sunset**



**Revolution Fabric:  
R1-32 Snow White**



**Revolution Fabric:  
R1-100 Kitty**



**Leather:  
Black**

## Base Powder Coat Options



**Copper Vein**



**Matte Black**




**Grey Tone**



**Terracite**



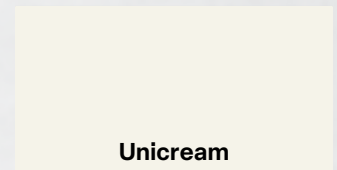
**Lunar Black**




**Maroon**



**Anthracite**




**Unicream**




**Black Wrinkle**




**Grey Aluminum**



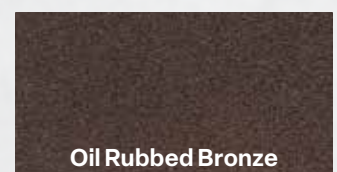
**Chrome**



**Breccia**



**Sungold**



**Oil Rubbed Bronze**

For a additional finishing choices  
see master catalog or speak with  
Barkman Furniture Representative.



## **| Berkeley** Bedroom Collection

Berkeley bedroom features fashionable off-the-floor styling for a lighter, more transitional effect. A choice of curved or straight floating panel headboards is offered; silhouettes are particularly appropriate for today's popular two-tone finishes.





**Collection features:**



Top Edge Detail



Dovetail  
Drawer Boxes



Base Detail



Undermount  
Soft-close Slide



Framed  
Construction

## Berkeley Arch Panel Bed

### King Arch Panel Bed

1021-022KBAP

Bed: 79  $\frac{7}{8}$ "W x 84  $\frac{1}{2}$ "D x 56  $\frac{1}{4}$ "H  
Headboard: 79  $\frac{7}{8}$ "W x 1  $\frac{1}{2}$ "D x 56  $\frac{1}{4}$ "H  
Footboard: 79  $\frac{7}{8}$ "W x 1  $\frac{1}{2}$ "D x 14  $\frac{3}{8}$ "H

### Queen Arch Panel Bed

1021-032QBAP

Bed: 63  $\frac{7}{8}$ "W x 84  $\frac{1}{2}$ "D x 56  $\frac{1}{4}$ "H  
Headboard: 63  $\frac{7}{8}$ "W x 1  $\frac{1}{2}$ "D x 56  $\frac{1}{4}$ "H  
Footboard: 63  $\frac{7}{8}$ "W x 1  $\frac{1}{2}$ "D x 14  $\frac{3}{8}$ "H

**Shown in:** Elm finished with OV-3029 Gunsmoke  
and Brown Maple finished with FC-11047 Ebony

*Available in Grey Elm/Brown Maple  
with your choice of color*



## Berkeley 9-Drawer Dresser

### 9-Drawer Dresser

1021-0101D9

58  $\frac{1}{2}$ "W x 21"D x 42  $\frac{7}{16}$ "H

**Hardware:** 53005-G10 Knobs  
36822-MB Pulls

**Shown in:** Elm finished with OV-3029 Gunsmoke  
and Brown Maple finished with FC-11047 Ebony

*Available in Grey Elm/Brown Maple  
with your choice of color*



## Berkeley 5-Drawer Chest

### 5-Drawer Chest

1021-0130C5

40  $\frac{1}{2}$ "W x 21"D x 52  $\frac{7}{16}$ "H

**Hardware:** 53005-G10 Knobs  
69153-G10 Pulls

**Shown in:** Elm finished with OV-3029 Gunsmoke  
and Brown Maple finished with FC-11047 Ebony

*Available in Grey Elm/Brown Maple  
with your choice of color*







## **Berkeley** Plain Mirror

### Plain Mirror

1021-0110PM

36"W x 2"D x 40"H

**Shown in:** Elm finished with OCS-113 Michaels Cherry and Brown Maple finished with OCS-230 Onyx

*Available in Grey Elm/Brown Maple with your choice of color*



## **Berkeley** 1-Drawer Nightstand

### 1-Drawer Nightstand

1021-0121NS1

23 1/8"W x 18 3/4"D x 29 1/4"H

**Hardware:** 53005-G10 Knob

**Shown in:** Elm finished with OV-3029 Gunsmoke and Brown Maple finished with FC-11047 Ebony

*Available in Grey Elm/Brown Maple with your choice of color*



## **Berkeley** 3-Drawer Nightstand

### 3-Drawer Nightstand

1020-0123NS3

23 1/8"W x 18 3/4"D x 29 1/4"H

**Hardware:** 53005-G10 Knobs  
69153-G10 Pulls

**Shown in:** Elm finished with OV-3029 Gunsmoke and Brown Maple finished with FC-11047 Ebony

*Available in Grey Elm/Brown Maple with your choice of color*



## Chesapeake Bedroom Collection

Chesapeake features striking tiger maple on headboard panels and drawer fronts, which can be enhanced by combination finishes as shown above. Subtly recessed hardware on case pieces is a custom feature usually found only on more expensive furniture.





**Collection features:**



Top Edge Detail



Dovetail  
Drawer Boxes



Built with  
Tiger Maple



Undermount  
Soft-close Slide



Framed Construction

## Chesapeake Double Panel Bed

### Queen Double Panel Bed

1007-030QBDP

Bed: 64"W x 85½"D x 53"H

Headboard: 64"W x 2½"D x 53"H

Footboard: 64"W x 2½"D x 16"H

Shown in: Brown Maple & Tiger Maple finished with  
OCS 228 Rich Tobacco & CF 924

Available in Brown Maple/Tiger Maple  
with your choice of color



## Chesapeake Arched Panel Bed

### Queen Arched Panel Bed

1007-032QBAP

Bed: 64"W x 85½"D x 53"H

Headboard: 64"W x 2½"D x 53"H

Footboard: 64"W x 2½"D x 16"H

Shown in: Brown Maple & Tiger Maple finished with  
OCS 228 Rich Tobacco & CF 924

Available in Brown Maple/Tiger Maple  
with your choice of color



## Chesapeake Panel Bed

### Queen Double Panel Bed

1007-033QBP

Bed: 64"W x 85½"D x 53"H

Headboard: 64"W x 2½"D x 53"H

Footboard: 64"W x 2½"D x 16"H

Shown in: Brown Maple & Tiger Maple finished with  
OCS 228 Rich Tobacco & CF 924

Available in Brown Maple/Tiger Maple  
with your choice of color







## **Chesapeake** 6-Drawer Dresser

### **6-Drawer Dresser**

**1007-0100D6**

58"W x 20"D x 34 ¾"H

Hardware: **BP53005-FB** Knobs

**Shown in:** Brown Maple & Tiger Maple finished with  
OCS 228 Rich Tobacco & CF 924

Shown with optional Plain Mirror

*Available in Brown Maple/Tiger Maple  
with your choice of color*



## **Chesapeake** 5-Drawer Chest

### **5-Drawer Chest**

**1007-0130C5**

40"W x 20"D x 52"H

Hardware: **BP53005-FB** Knobs

**Shown in:** Brown Maple & Tiger Maple finished with  
OCS 228 Rich Tobacco & CF 924

*Available in Brown Maple/Tiger Maple  
with your choice of color*

**Chesapeake** Plain Mirror

Plain Mirror

1007-0110PM

36"W x 2"D x 40"H

**Shown in:** Brown Maple finished with  
OCS 228 Rich Tobacco

*Available in Brown Maple  
with your choice of color*







## **Chesapeake** 1-Drawer Nightstand

### **1-Drawer Nightstand**

**1007-0121NS1**

22 5/8"W x 18 1/2"D x 28 3/4"H

Hardware: **BP53005-FB** Knobs

**Shown in:** Brown Maple & Tiger Maple finished with OCS 228 Rich Tobacco & CF 924

*Available in Brown Maple/Tiger Maple with your choice of color*



## **Chesapeake** 3-Drawer Nightstand

### **3-Drawer Nightstand**

**1007-0123NS3**

22 5/8"W x 18 1/2"D x 28 3/4"H

Hardware: **BP53005-FB** Knobs

**Shown in:** Brown Maple & Tiger Maple finished with OCS 228 Rich Tobacco & CF 924

*Available in Brown Maple/Tiger Maple with your choice of color*

**BARKMAN**  
— FURNITURE —

Ph: **330.893.2520** Fx: **330.893.2522**

**[barkmanfurniture.com](http://barkmanfurniture.com)**